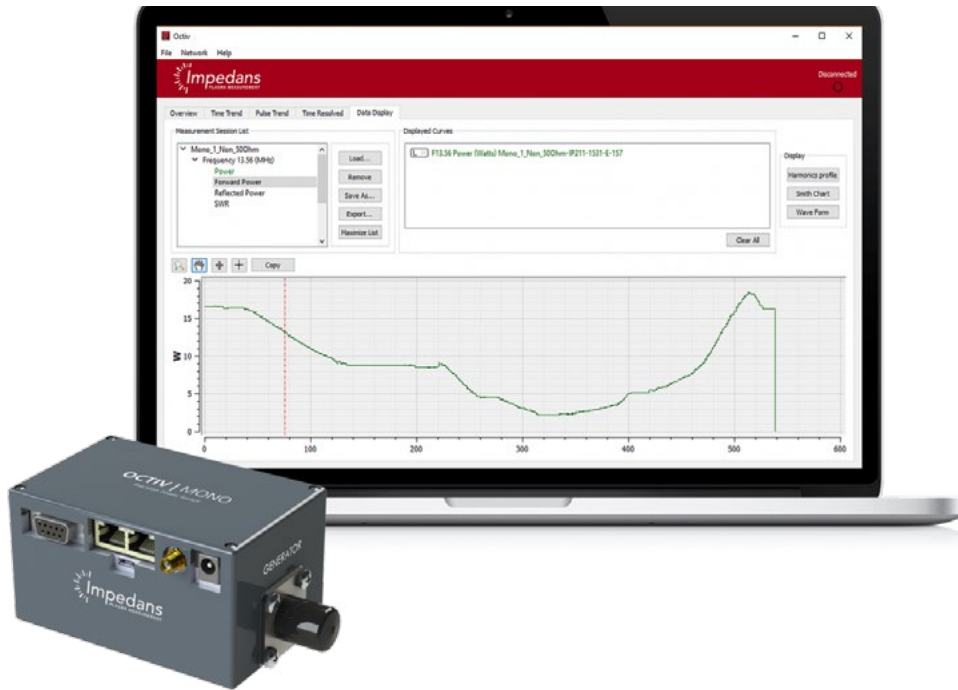


OCTIV | MONO

RF Wattmeter

The New Industry Standard



Measures

- Real Power
- Forward Power
- Reflected Power
- Impedance

Functionality

- Time averaged
- Pulse Profile
- Pulse Trend
- Smith chart

Features

- Interchangeable connectors
- Compact probe design
- Frequency agile software
- API for extending software
- USB 2.0 as standard

The Octiv Mono RF Wattmeter & Impedance Analyzer can help diagnose the health of RF power subsystems. It gives confidence in the most complex process input, RF power delivery. Monitoring pre-match impedance can verify RF subsystem response to variations in the process.

The Octiv Mono is a through-line RF Wattmeter, directional power sensor and impedance analyzer. It measures a single fundamental frequency and it has a NIST traceable full scale accuracy of 1%. Each system has a drop down menu with a choice of 5 fundamental frequencies. It measures forward power, reflected power, absorbed power, VSWR and impedance.

The Octiv Mono is a precision RF wattmeter used in a large number of laboratory applications. The Octiv Mono operates to 1% true accuracy, and is immune to harmonics. It measures true power into any load, including a non-50 Ω cable or load, making it the most trusted power sensor for applications such as semiconductor manufacturing.

The Octiv Mono is calibrated to five standard fundamental frequencies: 2 MHz | 13.56 MHz | 27.12 MHz | 40.68 MHz | 60 MHz. Each frequency can be selected via a drop down menu and the sensor has a power range from 100mW to 12 kW. Alternative frequencies can be added in consultation with our team.

Measuring Parameters

Power Real (Watt)	200 mW to 12 KW
Power Forward (Watt)	200 mW to 12 KW
Power Reflected (Watt)	200 mW to 12 KW
Power Real (dBm)	25 dBm to 70 dBm
Power Forward (dBm)	25 dBm to 70 dBm
Power Reflected (dBm)	25 dBm to 70 dBm
Impedance	1 to 500 Ω

Sensor Performance

Accuracy	$\pm 1\%$ (at frequencies and power defined)
Number of Frequencies	5 interchangeable
Frequency Range	350 kHz to 100 MHz
Uniformity	2% Maximum
Speed	10 Readings per Second
Maximum Power	12 kW
Harmonic Interference	No Limit (Within Power Range)
Directivity	38 dB
Sensor Impedance	50 Ω

Sensor Specifications

Connectors	All Standard Connectors Available
Power Requirements	USB or From Display Unit
Dimensions	70 mm x 70 mm x 55 mm
Weight	400 g
Operating Temperature	0°C to 35°C
Storage Temperature	-40°C to 80°C
Humidity	95% Max (non-condensing)
Altitude	3000 m
Certification	CE mark
Calibration Cycle	12 Months

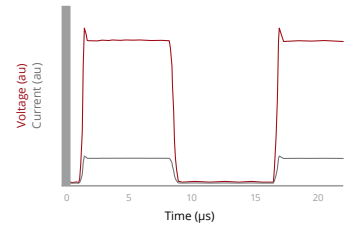
Operating Parameters

Impedance	50 Ω
dBm	20 dBm to 70 dBm
Power	10 W to 10 kW
Power Frequency	MF (350 kHz to 1 MHz) • RF (1 MHz to 100 MHz)

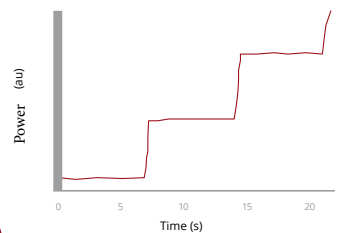
Application Software

Operating System	Windows 2000 / XP / Vista / Windows 7 / Windows 8 / Windows 10
------------------	--

Pulse Profile



Power Step



Smith Chart

